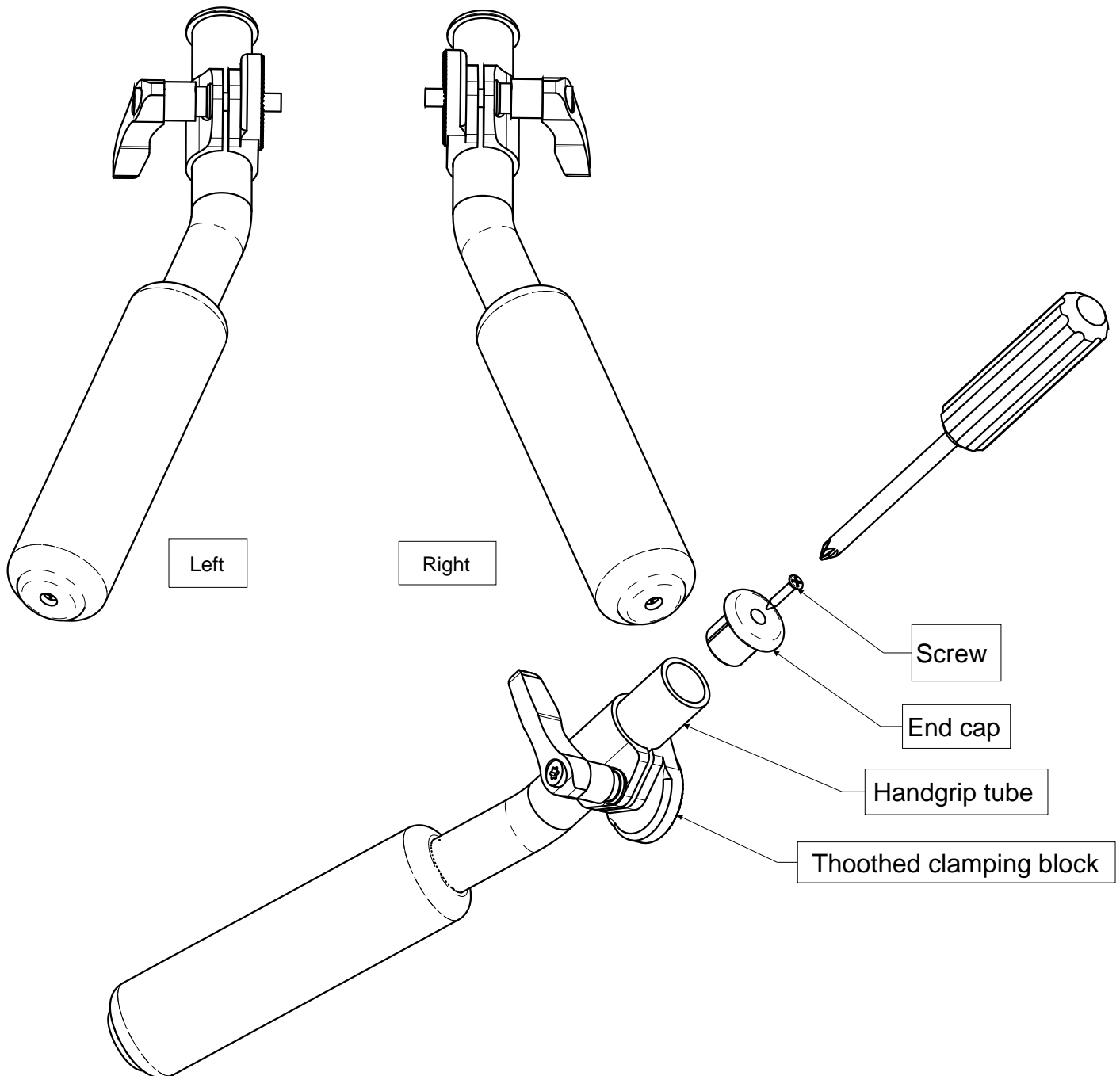


Instruction manual for handgrip reversal

#0390-0005

15-7-09




In order to change the handgrip from left to right and vice versa follow these steps:

1. Use a screwdriver to remove the screw from the end cap.
2. Remove the end cap from the handgrip tube.
3. Slide the Thoothed clamping block of the handgrip tube and rotate it 180 degrees and slide it back on the tube.
4. Put the end cap back into the handgrip tube and refasten it with the screw. Aial

Vocas systems B.V.

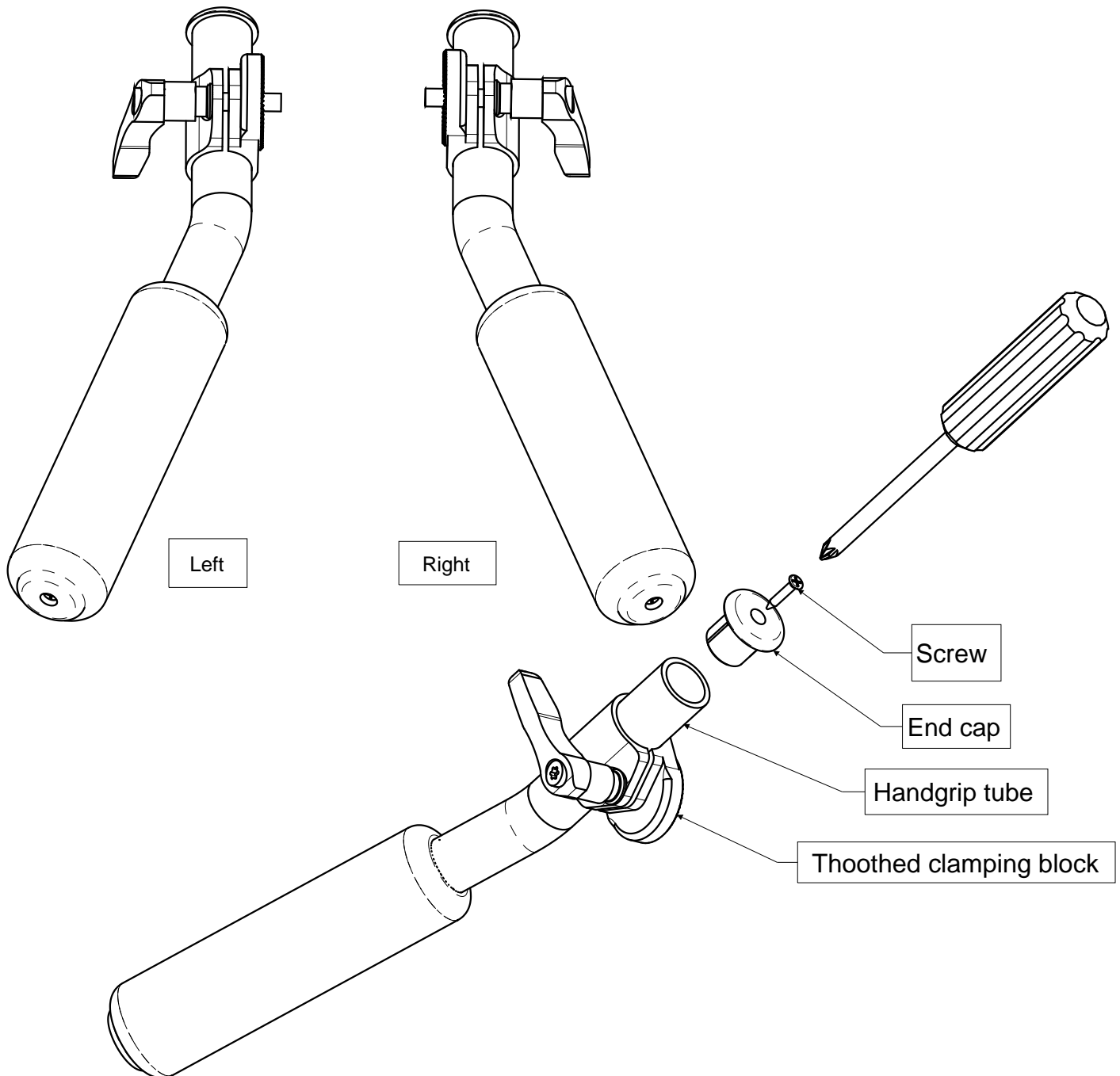
P.o. box 191, 1200 AD Hilversum, The Netherlands Tel: +31(0)35-6233707 Fax: +31(0)35-6233997
info@vocas.nl www.vocas.com



Instruction manual for handgrip reversal

#0390-0005

15-7-09



In order to change the handgrip from left to right and vice versa follow these steps:

1. Use a screwdriver to remove the screw from the end cap.
2. Remove the end cap from the handgrip tube.
3. Slide the Thoothed clamping block of the handgrip tube and rotate it 180 degrees and slide it back on the tube.
4. Put the end cap back into the handgrip tube and refasten it with the screw.

Vocas systems B.V.

P.o. box 191, 1200 AD Hilversum, The Netherlands Tel: +31(0)35-6233707 Fax: +31(0)35-6233997
info@vocas.nl www.vocas.com